

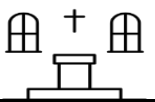











# A Model of your Parish Church

You can use whatever resources and materials you have available to you. Here are just a few features you could include. Each parish church is unique and may have some features that aren't on this list or may not even have some of those features.


Useful links: [Inside the Church: What do you need to know? - BBC Teach](#)

[Parts of a Church - Inside - Features - Altar, Windows, etc \(explorechurches.org\)](#)

[Parts of a Church - Outside - Features - Architecture \(explorechurches.org\)](#)

Feature		Explanation
Altar		A table where the bread and wine are blessed during service. Near the east window, what the congregation (group) face.
Lectern		A stand where the Bible is read from. It is Infront of the pews on the right-hand side
Pulpit		Where the priest delivers sermons (speeches). To the left of the Lectern. It is a raised area 3 stairs up.
Stained Glass Windows		Windows of the church. They are colourful and have pictures of stories from the Bible or important people.
Font		A large stone bowl. At the front of the church, near the door. Its purpose is to baptise infants.
Candles		Lit to remember those who have passed.
Cross shape		Most churches are built in the shape of a cross.
East window		The largest window in a church. It is above the altar. It is eastwards as that is the direction the sun rises in.
Graveyard		Outside and around the church is a graveyard. It is the final resting place for followers
Pews		The benches where people sit. They face the lectern, pulpit, and altar.
Organ		A common instrument used in churches. It is similar to a piano but can sometimes be much larger!
Steeple		The church may have a tall structure, usually having a small spire at the top. Usually in the steeple at the top will be big bells.

# Parish Church Model Ideas



# A Guide to your Parish Church

You could create a video, poster or leaflet to teach and guide others about your parish church.

Below are some ideas of what you could include.

## The History of your church

You need to explore when the church was built, by who, how long it took.

Who is the Saint associated with this church?

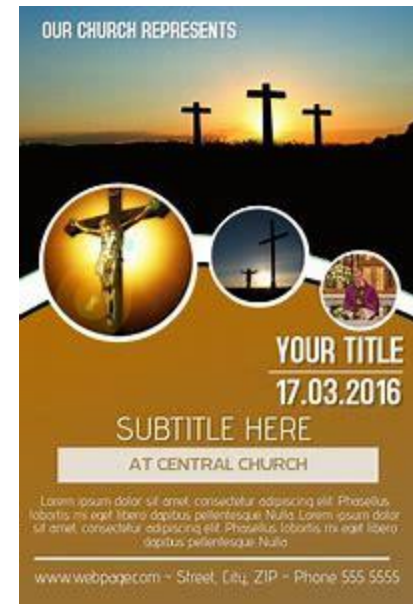
## The features of the church

Research features / symbols of your church. Describe details of the church, symbols which are used in and around the church and what they represent.

## What happens at this church

Investigate what happens in the church , what is the church schedule, what events happen in the church, what Rites of Passage happen in the Church

Remember you can include drawings and photographs to illustrate your handmade / digital guide. If you create a video, you could include interviews!



# Art and Photography inspired by your Parish Church

